

U.S. Truck Body Parts Quick Reference Guide

Fleet Parts & Service, Inc.
590 Belleville Turnpike Building 22,
Kearny, NJ 07032

U.S. Truck Body

Notes:

ALUMINUM BODY- USES TWO-PIECE TOP RAIL 422-2 & 366-2

FRP BODY- USES ONE-PIECE TOP RAIL 422-2

DISCLAIMER


USE OF OEM OR MANUFACTURERS' NAME AND/OR PART NUMBERS IS FOR IDENTIFICATION PURPOSES AND SIMPLIFICATION ONLY AND IN NO WAY IS MEANT TO IMPLY THAT FLEET PARTS' ITEMS ARE AUTHORIZED OR IN ANY WAY AFFILIATED WITH THOSE MANUFACTURERS.

U.S. Truck Body

Part 00078- U.S. Truck Roof Radius

M-Mill

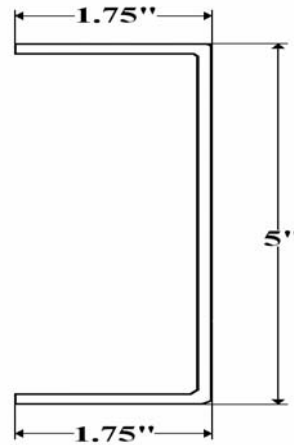
W-White



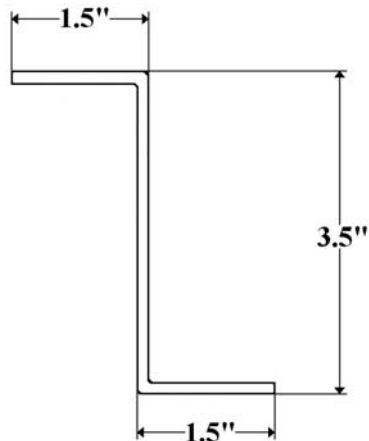
00078M	24"	X	96"
00078W	24"	X	96"

Use with Corner Cap 1211 & 1212

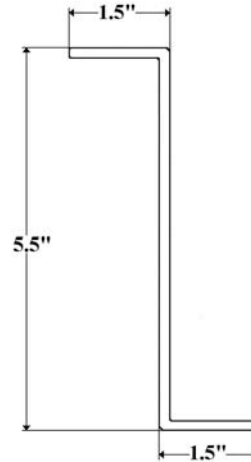
Part 103-1- U.S. Truck Cross-Member



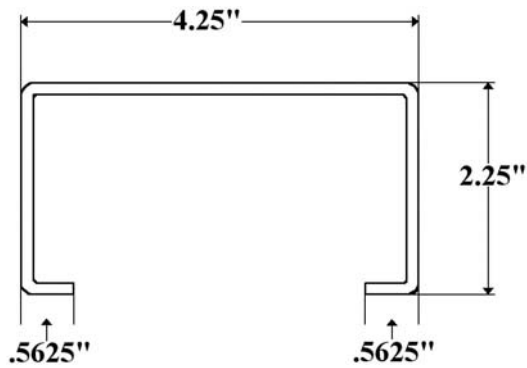
Part 104-1 (108\"/>



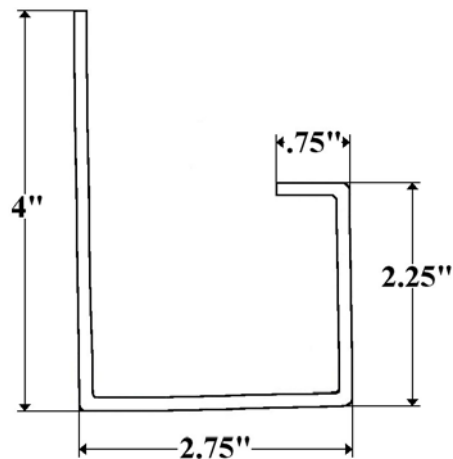
Part 107-1 (108\"/>



Part 203-1 (96\"/>

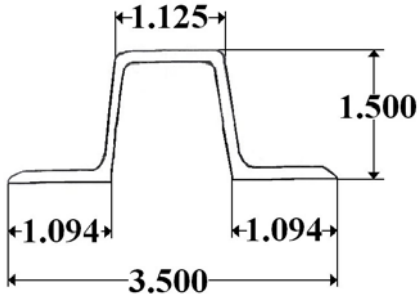


Part 208-1- U.S. Truck Rear Corner Post Swing Door

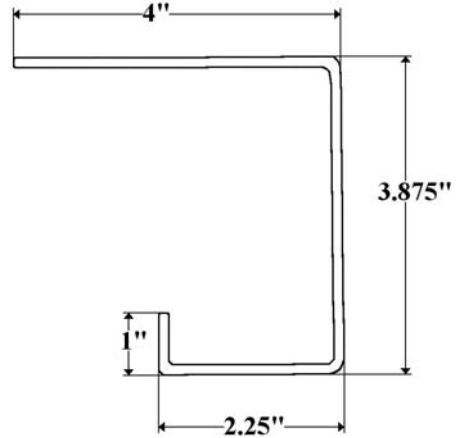


U.S. Truck Body

Part 225-2- U.S. Truck Hat Post



Part 280-1- U.S. Truck Rear Corner Post-Roll-Up Door



Part 305- U.S. Truck Rub Rail



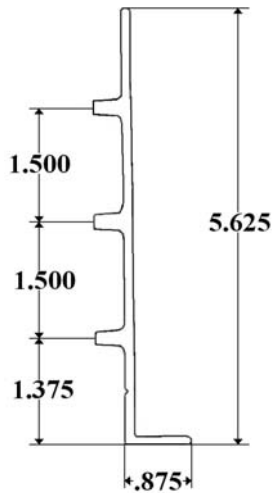
See Casting #322-5

Part 305-2- Bottom Rail U.S. Truck

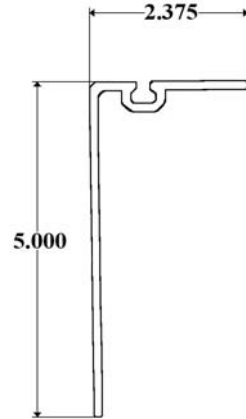


See Casting #322-5

Part 307-2- U.S. Truck Bottom Rail



Part 316-2- U.S. Truck Front Corner Post Aluminum Body



Uses 407-5 Corner Cap

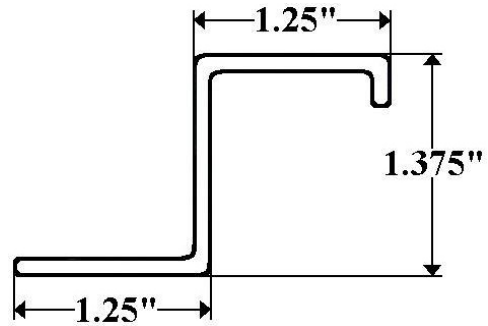
U.S. Truck Body

Part 322-5- End Cap

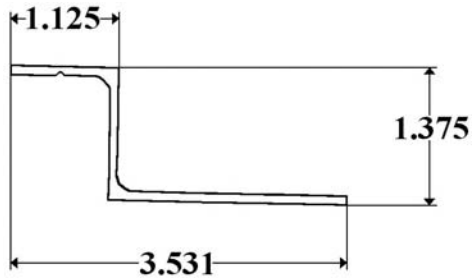


Used with 305 and 305-2 Extrusions

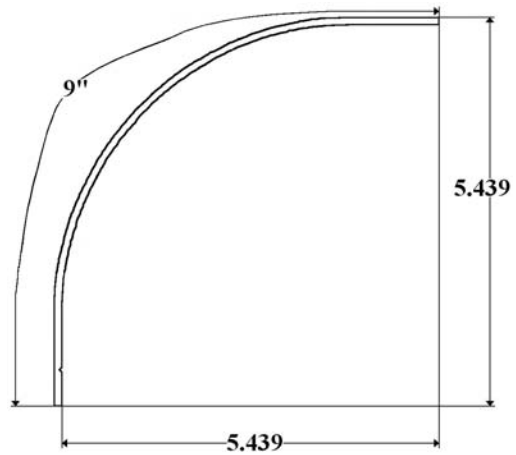
**Part 332-2D (97"), 2E (108") & 2F (112")-
U.S. Truck Aluminum Z-Post**



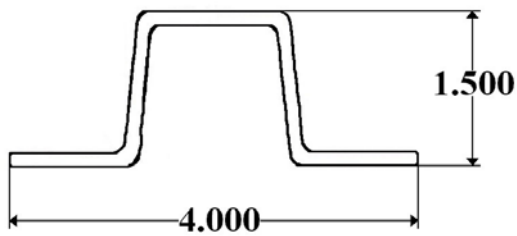
**Part 333-2- U.S. Truck
Vertical Connector**



Part 334-2- U.S. Truck Front Corner Post

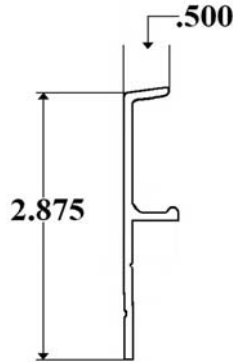


Part 339-2- U.S. Truck Hat Post



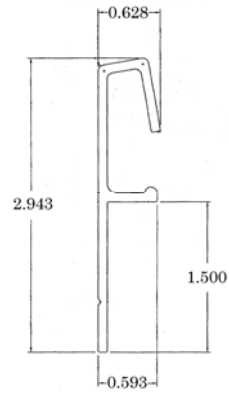
U.S. Truck Body

Part 366-2- U.S. Truck Top Rail Lower Aluminum Body




Upper 422-2

Part 367-2—U.S. Truck Body New Style Top Rail (Lower Piece on Aluminum Body)

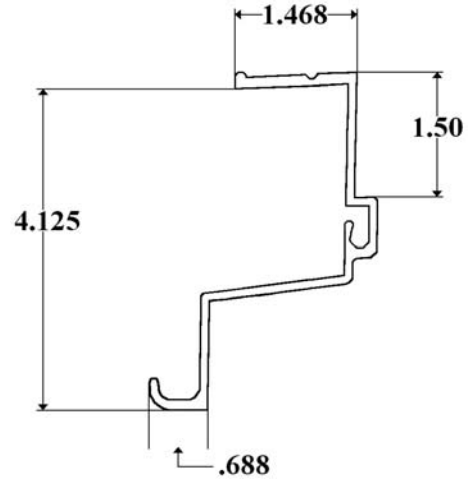


Part 388-17- U.S. Truck Body Stainless Steel Corner Radius Punched



U.S. Truck Body

Part 403-2AG- U.S. Truck Top Rail Rear



Part 418-5- U.S. Truck Left/Front Cap



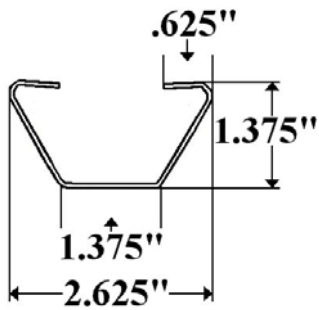
Obsolete Use FP438-5

Part 419-5- U.S. Truck Right/Front Cap

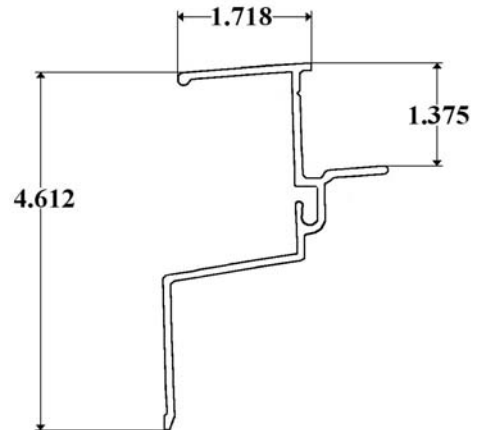


Obsolete Use FP439-5

Part 421-1D & 1E- U.S. Truck Roof Bow



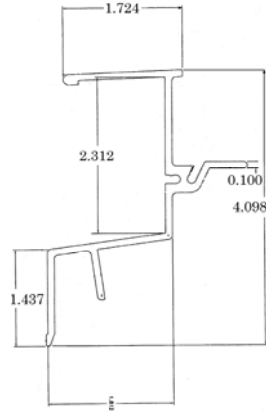
Part 422-2- U.S. Truck Roof Cove



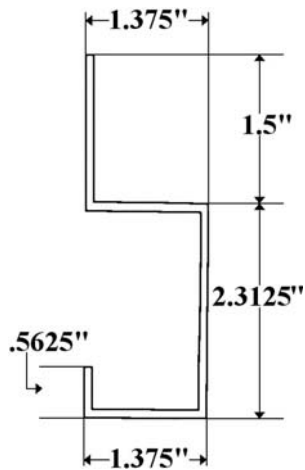
Used with 366-2 Aluminum Body Only

U.S. Truck Body

Part 423-2 - U.S. Truck Body New Style Roof Cove (Upper Piece on Aluminum & FRP Body



Part 427-1 (98")- U.S. Truck Starter Bow




Part 429-5- U.S. Truck Front Cap For Straight Roof



Right or Left

Part 441-11A- U.S. Truck 94" Wide Body Ryder Yellow Fiberglass Nose Cap



Part FP407-5- U.S. Truck Rear Cap



Used on Front with Square Front Corner Post (316-2 & 317-2)

U.S. Truck Body


**Part FP438-5- U.S. Truck
Left/Front Cap**



**Part FP439-5- U.S. Truck
Right/Front Cap**

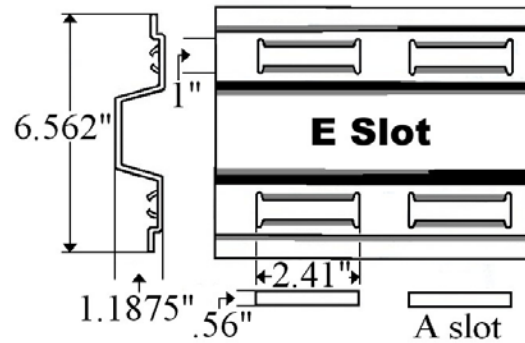


Part 531- End Cap

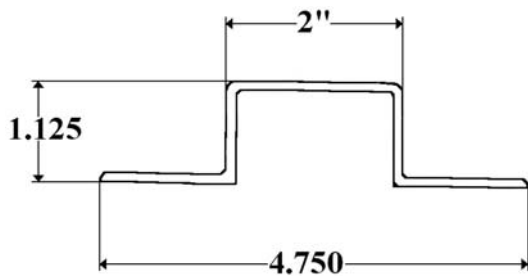


For RR531 Extrusion

**DLP108A (A Slot) & DLP108E (E Slot)
108" Double Logistic Wall Post**



Part RR531- U.S. Truck RUB Rail



Uses Casting #531

**Part S332-2- U.S. Truck
Steel Z-Post**

